



SLOAN
Water Connects Us®



Let Sloan help you create safe and hygienic healthcare spaces.

Ready to transform your healthcare facility with innovative solutions that prioritize hygiene, safety, and efficiency? Visit Sloan's healthcare landing page to learn more about our full product range, download detailed product information, and find out how Sloan can help you meet your healthcare facility's unique needs.

sloan.com/healthcare

SLOAN
Water Connects Us®

World Headquarters
10500 Seymour Avenue
Franklin Park, IL 60131
U.S.A.

800.982.5839
sloan.com

©2024 Sloan Valve Company.
All Rights Reserved.

Follow Sloan

in @sloan
f /sloanvalvecompany
@ @sloan_valve
X @sloan_valve
▶ @sloan
📌 @sloanvalve

Front cover: Designer Series™ Weir Deck Sink DSWD-81000 in Corian® Designer White and angled stainless steel enclosure with ESD-701 Combo (EAF-700 Faucet and ESD-700 Soap Dispenser).

Back cover: SloanStone® Quartz Gradient Sink QSGR-82000 in SloanStone Quartz Coast Carrara and angled stainless steel enclosure with ESD-701 Combo (EAF-750 Faucet and ESD-700 Soap Dispenser).

Sloan Healthcare Solutions

Healthcare innovations accessible to all.

At Sloan, we understand that healthcare facilities face unique daily challenges. From infection control to accessibility, the needs of healthcare environments are diverse and demanding. That's why we've developed a comprehensive range of products that address these challenges and create safe, hygienic, and durable spaces for patients, staff, and visitors alike.

Our healthcare solutions combine cutting-edge technology with thoughtful design, making every interaction safer, more efficient, and user-friendly, which is key to patient loyalty. Whether touch-free faucets, ADA-compliant fixtures, or IoT products and systems, Sloan is committed to improving the healthcare experience at every level.

SloanStone® Round Front Sink ELRF-81000 in SloanStone White and angled stainless steel enclosure with EBF-650 Faucet and ESD-600 Soap Dispenser, Royal® 111 ESS Flushometer with ST-2459 Wall-hung Water Closet, and Sloan MF Angle Frame Mirror.

Equipped to fight infection.

Infection control is a critical concern in healthcare, where healthcare-associated infections (HAIs) pose a significant risk to patients and staff. Sloan's innovative water management solutions help reduce this risk by ensuring proper line flushes and helping prevent harmful bacteria such as Legionella.

With Sloan Connect® and the SC Argus™ Pro system, healthcare facilities can automate daily flushes for faucets and flushometers, maintaining optimal hygiene without manual intervention. Our smart systems provide complete control, allowing flushes to be scheduled at different times throughout the day, ensuring compliance with mandated water management protocols.

Smart products enable remote and automated line flushes to minimize the risk of stagnant water, odor, and microbial growth for a healthier, more hygienic restroom.



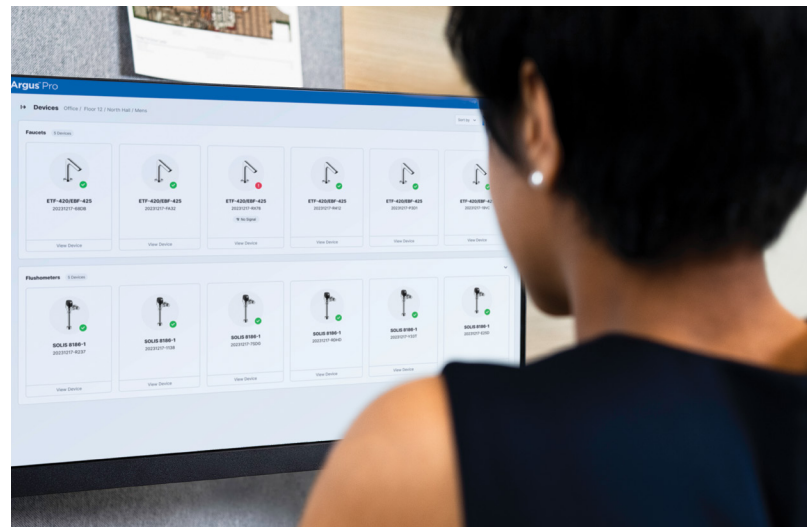
SOLIS® 8111-SMT Flushometer with ST-2459 Wall-mounted Water Closet.




Sensor-activated faucets and flushometers reduce touchpoints, promoting better hand hygiene and helping to limit the spread of infections.



Copper or SaniGuard® coated flushometer handles inhibit the growth of common bacteria, molds, and fungi and supplement regular cleanings to help prevent contamination.



SC Argus™ Pro gives the complete picture of your facility's hygiene by understanding faucet-to-flushometer activation ratios and average handwashing time.



SloanTec® Hydrophobic Glaze repels liquids and inhibits the growth of germs and bacteria, making the fixture easier to clean and keeping it cleaner longer.



Mobile Handwashing Station Sink MH-4000 free-standing ADA compliant.

Inclusive Restroom Design

Beauty is inclusive.

At Sloan, we believe true beauty lies in inclusivity. Healthcare environments serve a diverse range of people—patients with physical disabilities, healthcare professionals, and visitors alike. That's why our inclusive design philosophy prioritizes safe, accessible, and welcoming restroom spaces for everyone.

Sloan's ADA-compliant fixtures, including enhanced reach sinks and touch-free products, provide intuitive, easy-to-use solutions for all users. Our two-height sink designs accommodate both adults and children, balancing functionality with style.

We also understand the importance of privacy and comfort. Designs with elevated partitions and multi-user layouts create an inviting space for all, whether in pediatric or elderly care facilities. Sloan's inclusive restroom solutions ensure that everyone feels seen, supported, and respected.



Two-height sinks cater to users of varying heights, open-front designs allow for enhanced reach, and sinks with rounded fronts feature soft edges, making them ideal for healthcare environments.



The Offset Adapter for G2, SOLIS®, and ECOS® Flushometers helps keep your facilities accessible. This unassuming adapter creates enough space for an ADA-compliant grab bar by lowering the total height of the flushometer by 1 1/2 inches without having to relocate the water supply inlet pipe.



An angled enclosure at the sink with sturdy grab bars around the toilet offers enhanced accessibility, providing essential support for individuals with mobility challenges. Designed with ADA guidelines, it ensures safety, stability, and ease of use, fostering independence in everyday routines.

A Safer Healthcare Environment

Responsibility reduces liability.

Slips and falls are all too common in healthcare settings—especially in high-traffic areas like sinks and restrooms where water tends to collect. Sloan's AER-DEC® Integrated Sink System is the smarter solution. By seamlessly combining a faucet, soap dispenser, and HEPA-filtered hand dryer into one sleek system, it keeps water where it belongs—in the sink. This means fewer puddles, fewer slips, and a safer environment for everyone. Plus, with less water on the floor, you'll cut down on maintenance costs, keeping things cleaner and more efficient for patients and staff alike.

In behavioral health settings, where safety is non-negotiable, our Ligature-resistant Toilets offer peace of mind. Designed to reduce the risk of self-harm, they're built with the same care and attention to detail that defines every Sloan product.

Sloan's BASYS® Guided Handwashing Faucets' LCD display shows the CDC-compliant five-step handwashing process, providing optimal hygiene for every user. Many of Sloan's faucets, fixtures, sinks, and more, meet or exceed WELL Standards, including hygiene support Part 3, support of effective handwashing. Sloan's innovative solutions advance health and well-being in healthcare environments.



Lavatory SS-3065 and Ceramic Shroud SS-27-A with EFX-177 BASYS® Solar-powered Guided Handwashing Faucet with MF Angle Frame Mirror and Royal® BPW 1150 Flushometer with ST-2459 Wall-mounted Water Closet.



With the AER-DEC system, Sloan combines faucet, soap, and hand drying into one seamless solution, keeping floors dry and enhancing safety in every use.



Providing a safe water temperature is important especially for healthcare and eldercare facilities. Sloan makes it easy to integrate Optimix™ anti-scald hardware technology into new or retrofit projects. It's a simple way to meet anti-scald requirements of ASSE 1070 while keeping users comfortable and safe.

Durable and Easy Maintenance Solutions

Minimal maintenance. Maximum durability.

Healthcare facilities demand durable, easy-to-maintain fixtures that can withstand heavy use. Sloan's products are designed with these needs in mind, helping healthcare providers save time and money on repairs and replacements.

Our bedpan washers, SloanTec® Glaze, stainless steel sinks, and solid surface sinks exemplify Sloan's commitment to quality and durability. These products are built to endure the rigors of healthcare environments, while our easy-to-maintain faucets and fixtures simplify the work for facility maintenance teams.

With Sloan, you get more than just products – you get reliable, durable solutions designed for easy upkeep.



Sloan's Top-fill Soap Dispensers eliminate the hassle and risks of going under the sink deck to refill soap reservoirs. The closed system also prevents unapproved contents from being added and eliminates air inside the reservoir that can lead to bacteria.



Sloan Optima® Faucets are a plumber-friendly powerhouse that reduce the time to install, service, and maintain faucets by 50% or more.




High-efficiency bedpan washers are designed to streamline patient care by simplifying cleaning and waste management.



Stainless Steel Deluxe Scrub Sink ESS-3300 with integrated gooseneck surgical bend faucet and knee-activated soap dispenser.



PVD finishes provide durable, beautiful finishes that resist fingerprints and dirt, ensuring a homelike aesthetic while meeting healthcare facility needs.



Sensor-operated products enhance usability and style, contributing to a comfortable and visually appealing healthcare environment.

Designer Series™ Open Front Sink DSOF-81000 in Silestone® Lime Delight with laminated vertical cabinet style enclosure in Wilsonart® Coronado Oak with ESD-1501 Combo (EAF-150 Faucet and ESD-1500 Soap Dispenser) and ML 2 Edge LED Mirror.

Non-institutional Look

Instituting better design.

Today's healthcare facilities are moving away from the cold, institutional designs of the past. Instead, there's a growing emphasis on creating spaces that feel warm, welcoming, and even homelike. This is especially important in elder care, where comfort, familiarity, and even the presence of therapy animals can make a significant difference in patient well-being.

Sloan understands the need for a balance between aesthetics and functionality in healthcare environments. Our touch-free, sensor-activated products blend seamlessly into these non-institutional settings, providing intuitive solutions that maintain hygiene standards while enhancing the overall look and feel of the space.

In multi-generational and rehabilitation facilities, where younger and older residents share spaces, design flexibility is key. Sloan's products are not only functional but can be integrated into multi-use areas that cater to diverse needs, ensuring that every user feels comfortable, no matter their age or ability.



Sloan DropSpot™ Bottle Fillers and Water Coolers are built for everyone and, when installed properly, meet ADA requirements.

Solutions for a healthier future.

Sloan offers a comprehensive range of products designed for healthcare environments. From faucets and flushometers to soap dispensers, sinks, and bedpan washers, our products meet the rigorous demands of healthcare settings. Every product in our healthcare line is engineered to meet industry standards, including ADA, WELL, and NSF-61 compliance, ensuring that you have the safest and most efficient solutions at your fingertips.

Explore our healthcare products at sloan.com/healthcare



Senor-activated Flushometers
G2 Exposed Sensor Water Closet Flushometer



Senor-activated Faucets and Soap Dispensers
ESD-701 combo: which includes EAF-750 Faucet and ESD-700 Soap Dispenser



Ligature-resistant Toilets and Showerheads
AC-450 Act-O-Matic® Institutional Showerhead




Copper and Saniguard Flushometer Handles
CV Handle Assembly ADA Compliant



Top-fill Soap Dispensers
Sloan® Deck-mounted Top-fill Foam Soap Dispenser



Stainless Steel Sinks
Stainless Steel 1-Station Wall-mounted Scrub Sink



LED Mirrors
Sloan ML 2 Inset Wall-hung LED Mirror



Bed Pan Washer Flushometers
Royal® Exposed Manual Specialty Service Sink Bedpan Washer Flushometer



AER-DEC Integrated Sink Systems
AER-DEC® 1-Station Wall-mounted Sink



PWT Water Management System
Sloan® Concealed Solenoid (less sensor) Water Closet PWT Flushometer




Optimix Faucets
Optima® EAF-275 Solar-powered Faucet



Round Front Sinks
SloanStone® Solid Surface 2-Station Wall-mounted Round Front Sink



IoT Products and Systems
Smart Flushometers, Smart Faucets, Smart Bridge, and SC Argus™ Pro Remote Management System



SloanTec Fixtures
SloanTec® Hydrophobic Glaze



Service Sinks
Vitreous China Healthcare Service Sink



BASYS Guided Handwashing Faucets
BASYS® Solar-powered Deck-mounted Guided Handwashing Display Faucet



Concealed Flushometers
CX Concealed Sensor Wall-mounted Water Closet Flushometer



Bottle Fillers and Water Coolers
DRS100 DropSpot™ On-wall Bottle Filler