

Code Number	Product Number	Description	List Price	MAPP Price	Est. Wt. (lbs.)	UPC Code
-------------	----------------	-------------	------------	------------	-----------------	----------

**Sensor-Activated Royal® Water Closet flushometers with True Mechanical Override**

24 VAC hardwire system, includes: solenoid operated dual-filtered fixed by-pass diaphragm flushometer with angle stop and vacuum breaker flush connection. Adaptive Optima® EL-1500-L water closet sensor with True Mechanical Override button, chrome plated wall plate(s) with vandal resistant screws –for exposed flushometer for 1-1/2" top spud bowls.

3450155	ROYAL 110 ES-S TMO	3.5 gpf (13.2 Lpf)	992.85	645.35	9.04	671254378537
3450065	ROYAL 111 ES-S TMO	1.6 gpf (6.0 Lpf)	992.85	645.35	9.04	671254372870
3450055	ROYAL 111-1.28 ES-S TMO	1.28 gpf (4.8 Lpf)	992.85	645.35	9.04	671254378254
3450260	ROYAL 113-1.28 ES-S TMO	1.28 gpf (4.8 Lpf)	999.80	649.87	9.04	671254384569
3450265	ROYAL 113-1.6 ES-S TMO	1.6 gpf (6.0 Lpf)	999.80	649.87	9.04	671254385450
3450312	ROYAL 115-1.28 ES-S TMO	1.28 gpf (4.8 Lpf)	1,014.25	659.26	9.04	671254398238
3450310	ROYAL 115-1.6 ES-S TMO	1.6 gpf (6.0 Lpf)	1,014.25	659.26	9.04	671254378544
3450408	ROYAL 116-1.28 ES-S TMO	1.28 gpf (4.8 Lpf)	1,019.15	662.45	9.04	671254397231
3450406	ROYAL 116-1.6 ES-S TMO	1.6 gpf (6.0 Lpf)	1,019.15	662.45	9.04	671254378513
34516001	ROYAL 152-1.28 ESS TMO SBX	1.28 gpf (4.8 Lpf)	910.05	591.53	10.20	671254491908
34516002	ROYAL 152-1.6 ESS TMO SBX	1.6 gpf (6.0 Lpf)	910.05	591.53	10.20	671254527959
34516003	ROYAL 152-1.1 ESS TMO SBX	1.1 gpf (4.2 Lpf)	910.05	591.53	10.20	671254527966

**Sensor-Activated Royal® Water Closet flushometers**

24 VAC hardwire system, includes: solenoid operated dual-filtered fixed by-pass diaphragm flushometer with angle stop and vacuum breaker flush connection. Adaptive Optima® EL-1500-L water closet sensor with Override button, chrome plated wall plate(s) with vandal resistant screws – for exposed flushometer for 1-1/2" top spud bowls.

3450147	ROYAL 110 ES-S	3.5 gpf (13.2 Lpf)	935.95	608.37	8.60	671254138209
3450047	ROYAL 111 ES-S	1.6 gpf (6.0 Lpf)	935.95	608.37	8.70	671254138193
3450049	ROYAL 111-1.28 ES-S	1.28 gpf (4.8 Lpf)	935.95	608.37	9.04	671254340251
34500005	ROYAL 111-1.1 ESS	1.1 gpf (4.2 Lpf)	935.95	608.37	10.28	671254587144
3450247	ROYAL 113 ES-S	3.5 gpf (13.2 Lpf)	1,098.70	714.16	9.60	671254138216
3450255	ROYAL 113-1.28 ES-S	1.28 gpf (4.8 Lpf)	943.00	612.95	9.62	671254384279
3450249	ROYAL 113-1.6 ES-S	1.6 gpf (6.0 Lpf)	943.00	612.95	9.60	671254138223
3450347	ROYAL 115 ES-S	3.5 gpf (13.2 Lpf)	1,115.00	724.75	9.70	671254138230
3450351	ROYAL 115-1.28 ES-S	1.28 gpf (4.8 Lpf)	956.95	622.02	9.85	671254432437
3450349	ROYAL 115-1.6 ES-S	1.6 gpf (6.0 Lpf)	1,115.00	724.75	9.60	671254139114
3450447	ROYAL 116 ES-S	3.5 gpf (13.2 Lpf)	962.30	625.50	10.00	671254139121
3450449	ROYAL 116-1.6 ES-S	1.6 gpf (6.0 Lpf)	1,121.10	728.72	10.00	671254139138

24 VAC hardwire system, includes: solenoid operated dual-filtered fixed by-pass diaphragm flushometer with angle stop and vacuum breaker flush connection. Adaptive Optima® EL-1500-L water closet sensor with Override button, chrome plated wall plate(s) with vandal resistant screws – for concealed flushometer for 1-1/2" exposed back spud bowls.

3451100	ROYAL 140 ES-S	2-3/4" – 10-3/4" LDIM 3.5 gpf (13.2 Lpf)	925.50	601.58	12.00	671254138810
3451116	ROYAL 140-1.28 ES-S	2-3/4" – 10-3/4" LDIM 1.28 gpf (4.8 Lpf)	925.50	601.58	11.50	671254390423
3451101	ROYAL 140-1.6 ES-S	2-3/4" – 10-3/4" LDIM 1.6 gpf (6.0 Lpf)	925.50	601.58	12.00	671254138827
3451110	ROYAL 140 ES-S	11-3/4" – 12-3/4" LDIM 3.5 gpf (13.2 Lpf)	1,078.25	700.86	12.00	671254138858
3451111	ROYAL 140-1.6 ES-S	11-3/4" – 12-3/4" LDIM 1.6 gpf (6.0 Lpf)	925.50	601.58	12.00	671254138865

For "L" Dimension longer than 12-3/4", add 5.30 per inch.



ROYAL 111 ESS TMO



ROYAL 111 ES-S



ROYAL 140 ES-S

\*\*Contact Your Local Sloan Representative

Pricing subject to change without notice. For most current pricing, refer to online price sheets at [www.sloan.com](http://www.sloan.com)

Code Number	Product Number	Description	List Price	MAPP Price	Est. Wt. (lbs.)	UPC Code
-------------	----------------	-------------	------------	------------	-----------------	----------

24 VAC hardwire system, includes: solenoid operated dual-filtered fixed by-pass diaphragm flushometer with angle stop and vacuum breaker flush connection. Adaptive Optima® EL-1500-L water closet sensor with Override button, chrome plated wall plate(s) with vandal resistant screws – for concealed flushometer for 1-1/2" concealed back spud bowls.

3451600	ROYAL 152 ES-S	2-3/4" – 10-3/4" LDIM 3.5 gpf (13.2 Lpf)	853.05	554.48	11.50	671254138735
3451648	ROYAL 152-1.28 ES-S	2-3/4" – 10-3/4" LDIM 1.28 gpf (4.8 Lpf)	853.05	554.48	11.50	671254343351
3451601	ROYAL 152-1.6 ES-S	2-3/4" – 10-3/4" LDIM 1.6 gpf (6.0 Lpf)	853.05	554.48	11.50	671254138742
3451610	ROYAL 152 ES-S	11-3/4" – 12-3/4" LDIM 3.5 gpf (13.2 Lpf)	853.05	554.48	11.50	671254138773
3451676	ROYAL 152-1.28 ES-S	11-3/4" – 12-3/4" LDIM 1.28 gpf (4.8 Lpf)	853.05	554.48	9.80	671254386549
3451611	ROYAL 152-1.6 ES-S	11-3/4" – 12-3/4" LDIM 1.6 gpf (6.0 Lpf)	853.05	554.48	11.50	671254138780
3451620	ROYAL 153 ES-S	2-3/4" – 10-3/4" LDIM 3.5 gpf (13.2 Lpf)	1,149.80	747.37	12.00	671254138698
3451659	ROYAL 153-1.28 ES-S	2-3/4" – 10-3/4" LDIM 1.28 gpf (4.8 Lpf)	986.85	641.45	12.00	671254386129
3451621	ROYAL 153-1.6 ES-S	2-3/4" – 10-3/4" LDIM 1.6 gpf (6.0 Lpf)	986.85	641.45	12.00	671254138704
3451630	ROYAL 153 ES-S	11-3/4" – 12-3/4" LDIM 3.5 gpf (13.2 Lpf)	1,149.80	747.37	12.00	671254138896
3451631	ROYAL 153-1.6 ES-S	11-3/4" – 12-3/4" LDIM 1.6 gpf (6.0 Lpf)	1,149.80	747.37	12.00	671254138902

For "L" Dimension longer than 12-3/4", add 5.30 per inch.

**Sensor-Activated Royal® Water Closet flushometer with Wall Box**

24 VAC hardwire system, includes: solenoid operated dual-filtered fixed by-pass diaphragm flushometer with angle stop and vacuum breaker flush connection. Adaptive Optima® EL-1500-L water closet sensor with Override button, 13" x 17" wall plate(s) with stainless steel access plate and vandal resistant screws – for concealed flushometer with wall box for 1-1/2" exposed back spud bowls.

3451102	ROYAL 140-WB ES-S	2-3/4" – 10-3/4" LDIM 3.5 gpf (13.2 Lpf)	1,600.25	1,040.16	21.50	671254138834
3451115	ROYAL 140-1.28-WB ES-S	2-3/4" – 10-3/4" LDIM 1.28 gpf (4.8 Lpf)	1,373.55	892.81	21.79	671254370906
3451103	ROYAL 140-1.6-WB ES-S	2-3/4" – 10-3/4" LDIM 1.6 gpf (6.0 Lpf)	1,373.55	892.81	21.50	671254138841
3451112	ROYAL 140-WB ES-S	11-3/4" – 12-3/4" LDIM 3.5 gpf (13.2 Lpf)	1,600.25	1,040.16	21.50	671254138872
3451113	ROYAL 140-1.6-WB ES-S	11-3/4" – 12-3/4" LDIM 1.6 gpf (6.0 Lpf)	1,373.55	892.81	21.50	671254138889

For "L" Dimension longer than 12-3/4", add 5.30 per inch.

24 VAC hardwire system, includes: solenoid operated dual-filtered fixed by-pass diaphragm flushometer with angle stop and vacuum breaker flush connection. Adaptive Optima® EL-1500-L water closet sensor with Override button, 13" x 17" wall plate(s) with stainless steel access plate and vandal resistant screws – for concealed flushometer with wall box for 1-1/2" concealed back spud bowls.

3451602	ROYAL 152-WB ES-S	2-3/4" – 10-3/4" LDIM 3.5 gpf (13.2 Lpf)	1,301.25	845.81	21.00	671254138759
3451649	ROYAL 152-1.28-WB ES-S	2-3/4" – 10-3/4" LDIM 1.28 gpf (4.8 Lpf)	1,301.25	845.81	21.45	671254345652
3451603	ROYAL 152-1.6-WB ES-S	2-3/4" – 10-3/4" LDIM 1.6 gpf (6.0 Lpf)	1,301.25	845.81	21.00	671254138766
3451612	ROYAL 152-WB ES-S	11-3/4" – 12-3/4" LDIM 3.5 gpf (13.2 Lpf)	1,301.25	845.81	21.00	671254138797
3451613	ROYAL 152-1.6-WB ES-S	11-3/4" – 12-3/4" LDIM 1.6 gpf (6.0 Lpf)	1,515.90	985.34	21.00	671254138803

For "L" Dimension longer than 12-3/4", add 5.30 per inch.



\*\*Contact Your Local Sloan Representative

Pricing subject to change without notice. For most current pricing, refer to online price sheets at [www.sloan.com](http://www.sloan.com)

Code Number	Product Number	Description	List Price	MAPP Price	Est. Wt. (lbs.)	UPC Code
24 VAC hardwire system, includes: solenoid operated dual-filtered fixed by-pass diaphragm flushometer with angle stop and vacuum breaker flush connection. Adaptive Optima® EL-1500-L water closet sensor with Override button, 13" x 17" wall plate(s) with stainless steel access plate and vandal resistant screws – for concealed flushometer with wall box for 1-1/2" exposed top spud bowls.						
3451622	ROYAL 153-WB ES-S	2-3/4" – 10-3/4" LDIM 3.5 gpf (13.2 Lpf)	1,435.00	932.75	21.50	671254138711
3451654	ROYAL 153-1.28-WB ES-S	2-3/4" – 10-3/4" LDIM 1.28 gpf (4.8 Lpf)	1,435.00	932.75	22.10	671254354562
3451623	ROYAL 153-1.6-WB ES-S	2-3/4" – 10-3/4" LDIM 1.6 gpf (6.0 Lpf)	1,435.00	932.75	21.50	671254138728
3451632	ROYAL 153-WB ES-S	11-3/4" – 12-3/4" LDIM 3.5 gpf (13.2 Lpf)	1,671.85	1,086.70	21.50	671254138919
3451633	ROYAL 153-1.6-WB ES-S	11-3/4" – 12-3/4" LDIM 1.6 gpf (6.0 Lpf)	1,671.85	1,086.70	21.50	671254138926

For "L" Dimension longer than 12-3/4", add 5.30 per inch.

**Sensor-Activated Royal® Water Closet flushometer with Small Wall Box**

24 VAC hardwire system, includes: solenoid operated dual-filtered fixed by-pass diaphragm flushometer with angle stop and vacuum breaker flush connection. Adaptive Optima® EL-1500-L water closet sensor with piezo-technology Override button, 13" x 13" stainless steel access plate with vandal resistant screws – for concealed flushometer with Small Wall Box for 1-1/2" concealed back spud bowls.

3451653	ROYAL 152-1.6 ES-S SWB	2-3/4" – 10-3/4" LDIM 1.6 gpf (6.0 Lpf)	1,301.25	845.81	18.00	671254352988
3451658	ROYAL 152-1.28 ES-S SWB	2-3/4" – 10-3/4" LDIM 1.28 gpf (4.8 Lpf)	1,301.25	845.81	18.00	671254376748
3451682	ROYAL 152 ES-S TMO SWB	2-3/4" – 10-3/4" LDIM 3.5 gpf (13.2 Lpf)	1,358.15	882.80	19.00	671254396197
3451670	ROYAL 152-1.28 ES-S TMO SWB	2-3/4" – 10-3/4" LDIM 1.28 gpf (4.8 Lpf)	1,358.15	882.80	19.00	671254382183
3451671	ROYAL 152-1.6 ES-S TMO SWB	2-3/4" – 10-3/4" LDIM 1.6 gpf (6.0 Lpf)	1,358.15	882.80	17.50	671254382060

**Sensor-Activated Royal® Water Closet flushometer with Surface Mount Sensor**

24 VAC hardwire system, includes: solenoid operated dual-filtered fixed by-pass diaphragm flushometer with angle stop and vacuum breaker flush connection. Surface Mount water closet sensor with chrome plated die cast housing, piezo-technology Override button and RJ-11 sensor and solenoid connections – for concealed flushometer for 1-1/2" concealed back spud bowls.

3451636	ROYAL 152 ES-SM	2-3/4"-10-3/4" LDIM 3.5 gpf (13.2 Lpf)	1,694.50	1,101.43	11.00	671254270473
3451667	ROYAL 152-1.28 ES-SM	2-3/4" – 10-3/4" LDIM 1.28 gpf (4.8 Lpf)	1,694.50	1,101.43	10.97	671254389519
3451645	ROYAL 152-1.6 ES-SM	2-3/4"-10-3/4" LDIM 1.6 gpf (6.0 Lpf)	1,454.45	945.39	11.00	671254336179
3451500	ROYAL 150 ES-SM	2-3/4" – 10-3/4" LDIM 3.5 gpf (13.2 Lpf)	1,628.60	1,058.59	11.00	671254265639
3451501	ROYAL 150-1.6 ES-SM	2-3/4" – 10-3/4" LDIM 1.6 gpf (6.0 Lpf)	1,628.60	1,058.59	11.00	671254265646

**Sloan ECOS® Hardwire Dual-Flush Water Closet flushometers**

6 VAC hardwire system sensor-activated control module with Smart Sense Technology™ and flex-tube diaphragm flushometer with angle stop, vacuum breaker flush connection, sweat solder kit with cover tube and cast set screw wall flange – supplied less handle opening and with metal cover – for exposed flushometer for 1-1/2" top spud bowls.

3370420	ECOS 111-1.6/1.1 HW	1.6/1.1 gpf (6.0/4.2 Lpf) Dual Flush	947.05	615.58	8.66	671254376021
3370406	ECOS 111-1.28/1.1 HW	1.28/1.1 gpf (4.8/4.2 Lpf) Dual Flush	947.05	615.58	8.40	671254591707
3370421	ECOS 111-1.28 HW	1.28 gpf (4.8 Lpf) Dual Flush	947.05	615.58	8.66	671254383180
3370424	ECOS 115-1.6/1.1 HW	1.6/1.1 gpf (6.0/4.2 Lpf) Dual Flush	966.60	628.29	8.66	671254389724



ROYAL 152-SWB ES-S



ROYAL 150 ES-SM



ROYAL 152 ES-SM

\*\*Contact Your Local Sloan Representative

Pricing subject to change without notice. For most current pricing, refer to online price sheets at [www.sloan.com](http://www.sloan.com)

Code Number	Product Number	Description	List Price	MAPP Price	Est. Wt. (lbs.)	UPC Code
-------------	----------------	-------------	------------	------------	-----------------	----------

**Sensor-Activated Royal® Urinal flushometers with True Mechanical Override**

24 VAC hardwire system, includes: solenoid operated dual-filtered fixed by-pass diaphragm flushometer with angle stop and vacuum breaker flush connection. Adaptive Optima® EL-1500 urinal sensor with True Mechanical Override and chrome plated wall plate(s) with vandal resistant screws for exposed flushometer for top spud urinals.

3452643	ROYAL 186-0.125 ES-S TMO	0.125 gpf (0.5 Lpf)	968.70	629.66	8.54	671254380189
3452641	ROYAL 186-0.25 ES-S TMO	0.25 gpf (1.0 Lpf)	968.70	629.66	8.54	671254378247
3452642	ROYAL 186-0.5 ES-S TMO	0.5 gpf (1.9 Lpf)	968.70	629.66	8.54	671254380165
3452640	ROYAL 186-1 ES-S TMO	1.0 gpf (3.8 Lpf)	968.70	629.66	8.54	671254374102
3452430	ROYAL 180-1 ES-S TMO	1.0 gpf (3.8 Lpf)	968.70	629.66	8.54	671254383692
3452435	ROYAL 180-1.5 ES-S TMO	1.5 gpf (5.7 Lpf)	968.70	629.66	8.54	671254382718
34532001	ROYAL 195-1 ESS TMO SBX	1.0 gpf (3.8 Lpf)	1,040.10	676.07	9.60	671254491915
34532002	ROYAL 195-0.5 ESS TMO SBX	0.5 gpf (1.9 Lpf)	1,040.10	676.07	9.60	671254527973
34532003	ROYAL 195-0.25 ESS TMO SBX	0.25 gpf (1.0 Lpf)	1,040.10	676.07	9.60	671254491922
34532004	ROYAL 195-0.125 ESS TMO SBX	0.125 gpf (0.5 Lpf)	1,040.10	676.07	9.60	671254491939

**Sensor-Activated Royal® Urinal flushometers**

24 VAC hardwire system, includes: solenoid operated dual-filtered fixed by-pass diaphragm flushometer with angle stop and vacuum breaker flush connection. Adaptive Optima® EL-1500 urinal sensor with chrome plated wall plate(s) with vandal resistant screws – for exposed flushometer for 1-1/4" top spud urinals.

3452447	ROYAL 180 ES-S	3.5 gpf (13.2 Lpf)	911.85	592.70	10.50	671254139145
3452449	ROYAL 180-1.5 ES-S	1.5 gpf (5.7 Lpf)	911.85	592.70	10.50	671254139152
3452473	ROYAL 180-1 ES-S	1.0 gpf (3.8 Lpf)	911.85	592.70	10.50	671254139169
3452630	ROYAL 186-0.125 ES-S	0.125 gpf (0.5 Lpf)	911.85	592.70	10.50	671254349674
3452625	ROYAL 186-0.25 ES-S	0.25 gpf (1.0 Lpf)	911.85	592.70	10.50	671254346505
3452674	ROYAL 186-0.5 ES-S	0.5 gpf (1.9 Lpf)	911.85	592.70	10.50	671254139190
3452673	ROYAL 186-1 ES-S	1.0 gpf (3.8 Lpf)	911.85	592.70	10.50	671254139183
3452647	ROYAL 186 ES-S	1.5 gpf (5.7 Lpf)	911.85	592.70	10.50	671254139176

24 VAC hardwire system, includes: solenoid operated dual-filtered fixed by-pass diaphragm flushometer with angle stop and vacuum breaker flush connection. Adaptive Optima® EL-1500 urinal sensor with chrome plated wall plate(s) with vandal resistant screws for concealed flushometer for 1-1/4" concealed back spud urinals.

3453000	ROYAL 190 ES-S	2-3/4" – 10-3/4" LDIM 3.5 gpf (13.2 Lpf)	818.45	531.99	11.00	671254138575
3453001	ROYAL 190-1.5 ES-S	2-3/4" – 10-3/4" LDIM 1.5 gpf (5.7 Lpf)	818.45	531.99	11.00	671254138582
3453002	ROYAL 190-1 ES-S	2-3/4" – 10-3/4" LDIM 1.0 gpf (3.8 Lpf)	818.45	531.99	11.00	671254138599
3453010	ROYAL 190 ES-S	11-3/4" – 12-3/4" LDIM 3.5 gpf (13.2 Lpf)	953.45	619.74	11.00	671254138636
3453011	ROYAL 190-1.5 ES-S	11-3/4" – 12-3/4" LDIM 1.5 gpf (5.7 Lpf)	953.45	619.74	11.00	671254138643

24 VAC hardwire system, includes: solenoid operated dual-filtered fixed by-pass diaphragm flushometer with angle stop and vacuum breaker flush connection. Adaptive Optima® EL-1500 urinal sensor with Override button – for concealed flushometer for 1-1/4" exposed top spud urinals.

3453020	ROYAL 192 ES-S	2-3/4" – 10-3/4" LDIM 3.5 gpf (13.2 Lpf)	1,150.40	747.76	12.00	671254138513
3453021	ROYAL 192-1.5 ES-S	2-3/4" – 10-3/4" LDIM 1.5 gpf (5.7 Lpf)	987.35	641.78	12.00	671254138520
3453022	ROYAL 192-1 ES-S	2-3/4" – 10-3/4" LDIM 1.0 gpf (3.8 Lpf)	1,150.40	747.76	12.00	671254138537
3453030	ROYAL 192 ES-S	11-3/4" – 12-3/4" LDIM 3.5 gpf (13.2 Lpf)	1,150.40	747.76	12.00	671254138933
3453031	ROYAL 192-1.5 ES-S	11-3/4" – 12-3/4" LDIM 1.5 gpf (5.7 Lpf)	1,150.40	747.76	12.00	671254138940
3453032	ROYAL 192-1 ES-S	11-3/4" – 12-3/4" LDIM 1.0 gpf (3.8 Lpf)	1,150.40	747.76	12.00	671254138957



ROYAL 180 ES-S



ROYAL 186 ES-S



ROYAL 190 ES-S



ROYAL 192 ES-S

\*\*Contact Your Local Sloan Representative

Code Number	Product Number	Description	List Price	MAPP Price	Est. Wt. (lbs.)	UPC Code
24 VAC hardwire system, includes: solenoid operated dual-filtered fixed by-pass diaphragm flushometer with angle stop and vacuum breaker flush connection. Adaptive Optima® EL-1500 urinal sensor with Override button – for concealed flushometer for 3/4" concealed back spud urinals.						
3453200	ROYAL 195 ES-S	2-3/4" – 10-3/4" LDIM 1.5 gpf (5.7 Lpf)	818.45	531.99	11.00	671254138391
3453201	ROYAL 195-1 ES-S	2-3/4" – 10-3/4" LDIM 1.0 gpf (3.8 Lpf)	818.45	531.99	11.00	671254138407
3453202	ROYAL 195-0.5 ES-S	2-3/4" – 10-3/4" LDIM 0.5 gpf (1.9 Lpf)	818.45	531.99	11.00	671254138414
3453266	ROYAL 195-0.25 ES-S	2-3/4" – 10-3/4" LDIM 0.25 gpf (1.0 Lpf)	818.45	531.99	8.90	671254373617
3453265	ROYAL 195-0.125 ES-S	2-3/4" – 10-3/4" LDIM 0.125 gpf (0.5 Lpf)	818.45	531.99	8.90	671254373594
3453210	ROYAL 195 ES-S	11-3/4" – 12-3/4" LDIM 1.5 gpf (5.7 Lpf)	953.45	619.74	11.00	671254138452
3453211	ROYAL 195-1 ES-S	11-3/4" – 12-3/4" LDIM 1.0 gpf (3.8 Lpf)	953.45	619.74	11.00	671254138469
3453212	ROYAL 195-0.5 ES-S	11-3/4" – 12-3/4" LDIM 0.5 gpf (1.9 Lpf)	818.45	531.99	11.00	671254138476
34532006	ROYAL 195-0.5 ES-S	15-3/4" – 16-3/4" LDIM 0.5 gpf (1.9 Lpf)	912.20	592.93	11.00	671254156356

24 VAC hardwire system, includes: solenoid operated dual-filtered fixed by-pass diaphragm flushometer with angle stop and vacuum breaker flush connection. Adaptive Optima® EL-1500 urinal sensor with Override button – for concealed flushometer for 3/4" exposed top spud urinals.						
3453221	ROYAL 197-1 ES-S	2-3/4" – 10-3/4" LDIM 1.0 gpf (3.8 Lpf)	1,150.40	747.76	12.00	671254139008
3453222	ROYAL 197-0.5 ES-S	2-3/4" – 10-3/4" LDIM 0.5 gpf (1.9 Lpf)	987.35	641.78	12.00	671254139015
3453292	ROYAL 197-0.125 ES-S	2-3/4" – 10-3/4" LDIM 0.125 gpf (0.5 Lpf)	987.35	641.78	12.00	671254487116
3453220	ROYAL 197 ES-S	2-3/4" – 10-3/4" LDIM 1.5 gpf (5.7 Lpf)	1,150.40	747.76	12.00	671254138995
3453230	ROYAL 197 ES-S	11-3/4" – 12-3/4" LDIM 1.5 gpf (5.7 Lpf)	1,150.40	747.76	12.00	671254139053
3453231	ROYAL 197-1 ES-S	11-3/4" – 12-3/4" LDIM 1.0 gpf (3.8 Lpf)	1,150.40	747.76	12.00	671254139060
3453232	ROYAL 197-0.5 ES-S	11-3/4" – 12-3/4" LDIM 0.5 gpf (1.9 Lpf)	1,150.40	747.76	12.00	671254139077

For "L" Dimension longer than 12-3/4", add 5.30 per inch.

#### Sensor-Activated Royal® Urinal flushometers with Wall Box

24 VAC hardwire system. Includes: solenoid operated dual-filtered fixed by-pass diaphragm flushometer with angle stop and vacuum Breaker Flush connection. Adaptive Optima® EL-1500 urinal sensor with 13" x 17" wall plate(s) with stainless steel access plate and vandal resistant Screws – for concealed flushometer with Wall Box for 1-1/4" concealed back spud urinals.

3453003	ROYAL 190-WB ES-S	2-3/4" – 10-3/4" LDIM 3.5 gpf (13.2 Lpf)	1,475.65	959.17	20.50	671254138605
3453004	ROYAL 190-1.5-WB ES-S	2-3/4" – 10-3/4" LDIM 1.5 gpf (5.7 Lpf)	1,266.50	823.23	20.50	671254138612
3453005	ROYAL 190-1-WB ES-S	2-3/4" – 10-3/4" LDIM 1.0 gpf (3.8 Lpf)	1,475.65	959.17	20.50	671254138629
3453013	ROYAL 190-WB ES-S	11-3/4" – 12-3/4" LDIM 3.5 gpf (13.2 Lpf)	1,475.65	959.17	20.50	671254138667
3453014	ROYAL 190-1.5-WB ES-S	11-3/4" – 12-3/4" LDIM 1.5 gpf (5.7 Lpf)	1,475.65	959.17	20.50	671254138674
3453015	ROYAL 190-1-WB ES-S	11-3/4" – 12-3/4" LDIM 1.0 gpf (3.8 Lpf)	1,266.50	823.23	20.50	671254138681

24 VAC hardwire system, includes: solenoid operated dual-filtered by-pass diaphragm flushometer with angle stop and vacuum breaker flush connection. Adaptive Optima® EL-1500 urinal sensor with 13" x 17" wall plate(s) with stainless steel access plate and vandal resistant screws – for concealed flushometer with Wall Box for 1-1/4" exposed top spud urinals.

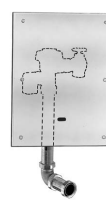
3453023	ROYAL 192-WB ES-S	2-3/4" – 10-3/4" LDIM 3.5 gpf (13.2 Lpf)	1,672.45	1,087.09	21.50	671254138544
3453024	ROYAL 192-1.5-WB ES-S	2-3/4" – 10-3/4" LDIM 1.5 gpf (5.7 Lpf)	1,672.45	1,087.09	21.50	671254138551
3453025	ROYAL 192-1-WB ES-S	2-3/4" – 10-3/4" LDIM 1.0 gpf (3.8 Lpf)	1,435.50	933.08	21.50	671254138568
3453033	ROYAL 192-WB ES-S	11-3/4" – 12-3/4" LDIM 3.5 gpf (13.2 Lpf)	1,672.45	1,087.09	21.50	671254138964
3453034	ROYAL 192-1.5-WB ES-S	11-3/4" – 12-3/4" LDIM 1.5 gpf (5.7 Lpf)	1,672.45	1,087.09	21.50	671254138971
3453035	ROYAL 192-1-WB ES-S	11-3/4" – 12-3/4" LDIM 1.0 gpf (3.8 Lpf)	1,672.45	1,087.09	21.50	671254138988



ROYAL 195 ES-S



ROYAL 197 ES-S



ROYAL 190-WB ES-S



ROYAL 192-WB ES-S

\*\*Contact Your Local Sloan Representative

Pricing subject to change without notice. For most current pricing, refer to online price sheets at [www.sloan.com](http://www.sloan.com)

Code Number	Product Number	Description	List Price	MAPP Price	Est. Wt. (lbs.)	UPC Code
24 VAC hardwire system, includes: solenoid operated dual-filtered by-pass diaphragm flushometer with angle stop and vacuum breaker flush connection. Adaptive Optima® EL-1500 urinal sensor with 13" x 17" wall plate(s) with stainless steel access plate and vandal resistant screws – for concealed flushometer with Wall Box for 3/4" concealed back spud urinals.						
3453203	ROYAL 195-WB ES-S	2-3/4" – 10-3/4" LDIM 1.5 gpf (5.7 Lpf)	1,475.65	959.17	20.50	671254138421
3453204	ROYAL 195-1-WB ES-S	2-3/4" – 10-3/4" LDIM 1.0 gpf (3.8 Lpf)	1,266.50	823.23	20.50	671254138438
3453205	ROYAL 195-0.5-WB ES-S	2-3/4" – 10-3/4" LDIM 0.5 gpf (1.9 Lpf)	1,266.50	823.23	20.50	671254138445
3453290	ROYAL 195-0.125-WB ES-S	2-3/4" – 10-3/4" LDIM 0.125 gpf (0.5 Lpf)	1,266.50	823.23	20.46	671254382619
3453213	ROYAL 195-WB ES-S	11-3/4" – 12-3/4" LDIM 1.5 gpf (5.7 Lpf)	1,475.65	959.17	20.50	671254138483
3453214	ROYAL 195-1-WB ES-S	11-3/4" – 12-3/4" LDIM 1.0 gpf (3.8 Lpf)	1,266.50	823.23	20.50	671254138490
3453215	ROYAL 195-0.5-WB ES-S	11-3/4" – 12-3/4" LDIM 0.5 gpf (1.9 Lpf)	1,266.50	823.23	20.50	671254138506

For "L" Dimension longer than 12-3/4", add 5.30 per inch.

24 VAC hardwire system, includes: solenoid operated dual-filtered fixed by-pass diaphragm flushometer with angle stop and vacuum breaker flush connection. Adaptive Optima® EL-1500 urinal sensor with Override button – for concealed flushometer for 3/4" exposed top spud urinals.

3453233	ROYAL 197-WB ES-S	11-3/4" – 12-3/4" LDIM 1.5 gpf (5.7 Lpf)	1,672.45	1,087.09	21.50	671254139084
3453234	ROYAL 197-1-WB ES-S	11-3/4" – 12-3/4" LDIM 1.0 gpf (3.8 Lpf)	1,672.45	1,087.09	21.50	671254139091
3453235	ROYAL 197-0.5-WB ES-S	11-3/4" – 12-3/4" LDIM 0.5 gpf (1.9 Lpf)	1,435.50	933.08	21.50	671254139107
3453223	ROYAL 197-WB ES-S	2-3/4" – 10-3/4" LDIM 1.5 gpf (5.7 Lpf)	1,672.45	1,087.09	21.50	671254139022
3453224	ROYAL 197-1-WB ES-S	2-3/4" – 10-3/4" LDIM 1.0 gpf (3.8 Lpf)	1,435.50	933.08	21.50	671254139039
3453225	ROYAL 197-0.5-WB ES-S	2-3/4" – 10-3/4" LDIM 0.5 gpf (1.9 Lpf)	1,435.50	933.08	21.50	671254139046

For "L" Dimension longer than 12-3/4", add 5.30 per inch.

24 VAC hardwire system, includes: solenoid operated dual-filtered fixed by-pass diaphragm flushometer with angle stop and vacuum breaker flush connection. Adaptive Optima® EL-1500 urinal sensor with piezo-technology override button, 13" x 13" stainless steel access plate with vandal resistant screws – concealed flushometer with Small Wall Box for 3/4" concealed back spud urinals.

3453254	ROYAL 195-1.0-SWB ES-S OR	2-3/4" – 10-3/4" LDIM 1.0 gpf (3.8 Lpf)	1,515.90	985.34	18.00	671254352995
3453255	ROYAL 195-0.5-SWB ES-S OR	2-3/4" – 10-3/4" LDIM 0.5 gpf (1.9 Lpf)	1,301.25	845.81	17.08	671254378612
3453262	ROYAL 195-0.25-SWB ES-S OR	2-3/4" – 10-3/4" LDIM 0.25 gpf (1.0 Lpf)	1,301.25	845.81	17.08	671254401716

**Sensor-Activated Royal® Urinal flushometer with Surface Mount Sensor**

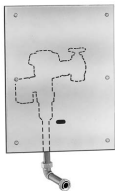
24 VAC hardwire system, includes: solenoid operated dual-filtered fixed by-pass diaphragm flushometer with angle stop and vacuum breaker flush connection. Surface mount water closet sensor with chrome plated die cast housing and RJ-11 sensor and solenoid connections – concealed flushometer for 3/4" concealed back spud urinals.

3453043	ROYAL 190 ES-SM	2-3/4"-10-3/4" LDIM 3.5 gpf (13.2 Lpf)	1,400.75	910.49	11.00	671254310650
3453050	ROYAL 194 ES-SM	2-3/4"-10-3/4" LDIM 1.5 gpf (5.7 Lpf)	1,374.35	893.33	11.00	671254265301
3453051	ROYAL 194-1 ES-SM	2-3/4"-10-3/4" LDIM 1.0 gpf (3.8 Lpf)	1,374.35	893.33	11.00	671254265714
3453052	ROYAL 194-0.5 ES-SM	2-3/4"-10-3/4" LDIM 0.5 gpf (1.9 Lpf)	1,179.70	766.81	11.00	671254265721
3453229	ROYAL 195 ES-SM	2-3/4"-10-3/4" LDIM 1.5 gpf (5.7 Lpf)	1,555.45	1,011.04	11.00	671254270480
3453244	ROYAL 195-1 ES-SM	2-3/4"-10-3/4" LDIM 1.0 gpf (3.8 Lpf)	1,555.45	1,011.04	11.00	671254334946
3453243	ROYAL 195-0.5 ES-SM	2-3/4"-10-3/4" LDIM 0.5 gpf (1.9 Lpf)	1,334.95	867.72	11.00	671254327351
3453268	ROYAL 195-0.125 ES-SM	2-3/4" – 10-3/4" LDIM 0.125 gpf (0.5 Lpf)	1,555.45	1,011.04	10.008	671254389526


**Sloan ECOS® Hardwire Sensor-Activated Urinal flushometers**

6 VAC hardwire system sensor-activated control module with Smart Sense Technology™ and flex-tube diaphragm flushometer with angle stop, vacuum breaker flush connection, sweat solder kit with cover tube and cast set screw wall flange – supplied less handle opening and with metal cover – exposed flushometer for 3/4" top spud urinals. Sloan ECOS® 186-0.125 and ECOS 186-0.25 are supplied with pressure compensating cartridge in lieu of flex-tube diaphragm.

3370443	ECOS 186-1.0 HW	1.0 gpf (3.8 Lpf)	947.05	615.58	8.62	671254396807
3370441	ECOS 186-0.5 HW	0.5 gpf (1.9 Lpf)	947.05	615.58	8.62	671254385566
3370442	ECOS 186-0.25 HW	0.25 gpf (1.0 Lpf)	947.05	615.58	8.62	671254391963
3370440	ECOS 186-0.125 HW	0.125 gpf (0.5 Lpf)	947.05	615.58	8.62	671254383197



ROYAL 195-WB ES-S



ROYAL 197-WB ES-S



ROYAL 194 ES-SM



ROYAL BPW-1150-1.6 ES-S

\*\*Contact Your Local Sloan Representative



Code Number	Product Number	Description	List Price	MAPP Price	Est. Wt. (lbs.)	UPC Code
-------------	----------------	-------------	------------	------------	-----------------	----------

### Sensor-Activated Royal® Bedpan Washer flushometers

24 VAC hardwire system, includes: solenoid operated dual-filtered fixed by-pass diaphragm flushometer with angle stop and vacuum breaker flush connection. Adaptive Optima® EL-1500-L water closet sensor with override button, chrome plated wall plate(s) with vandal resistant screws – exposed flushometer for 1-1/2" top spud bowls.

3019747	ROYAL BPW-1000 ES-S	3.5 gpf (13.2 Lpf)	1,724.00	1,120.60	16.54	671254202511
3919721	ROYAL BPW-1000-1.6 ES-S	1.6 gpf (6.0 Lpf)	1,793.50	1,165.78	16.54	671254124370
3459603	ROYAL BPW-1100 ES-S	3.5 gpf (13.2 Lpf)	1,629.40	1,059.11	13.81	671254334168
3459601	ROYAL BPW-1100-1.6 ES-S	1.6 gpf (6.0 Lpf)	1,629.40	1,059.11	14.50	671254203860
3459600	ROYAL BPW-1150-1.6 ES-S	1.6 gpf (6.0 Lpf)	1,449.30	942.05	15.00	671254203853
3459604	ROYAL BPW-1150-1.28 ESS	1.28 gpf (4.8 Lpf)	1,449.30	942.05	16.63	671254464087
3459610	ROYAL BPW-1150-1.6 ESS TMO	1.6 gpf (6.0 Lpf)	1,506.25	979.06	16.70	671254399334
3459620	ROYAL BPW-1150-1.28 ESS TMO	1.28 gpf (4.8 Lpf)	1,506.25	979.06	16.70	671254493490

### Sloan ECOS® Bedpan Washer Dual-Flush Flushometer

Exposed, battery-powered sensor-activated Sloan ECOS® electronic dual-flush model bedpan washers – includes infrared sensor with multiple-focused, lobular sensing fields for high- and low-target detection.

3370407	ECOS BPW-8100-1.6/1.1	1.6/1.1 gpf (6.0/4.2 Lpf)	1,303.85	847.50	13.40	671254348431
3370459	ECOS BPW-8100-1.6 /1.1 HW	1.6/1.1 gpf (6.0/4.2 Lpf)	1,303.85	847.50	13.40	671254503984

### Optima Plus® DFSM/SFSM

Battery-powered units convert manual into sensor-activated flushometers with True Mechanical Override. Dual-flush model provides up to 31% water savings per flush.

3325500	EBV-500-A	SFSM - Single Flush Side-Mount Retrofit Kit for Water Closets and Urinals	377.85	159.00	2.80	671254400139
3325501	EBV-550-A	DFSM - Dual-Flush Side-Mount Retrofit Kit for Water Closets	434.45	282.39	2.80	671254400122

### DFSM/SFSM Hardwired

Exposed, hardwired units convert manual into sensor-activated flushometers with True Mechanical Override. Dual-flush model provides up to 31% water savings per flush.

3345100	EL-700-A	SFSM Single Flush side mount Hardwired retrofit kit	434.45	282.39	2.80	671254413344
3345101	EL-750-A	DFSM Dual Flush side mount Hardwired retrofit kit	499.50	324.68	2.80	671254413351

### SMOOTH® Retrofit Kits

Sensor-activated, battery-powered or hardwired retrofit kit, easily converts manual flushometers into water-saving electronics.

3325201	EBV-200-A	Side-Mount-Operator-Over-The-Handle Retrofit Kit for Water Closets and Urinals	438.95	285.32	5.00	671254316027
3305201	EL-600-A	SMOOTH® Hardwire Retrofit Kit for Water Closets and Urinals	505.85	328.80	2.40	671254333819

### Side Mount Operators

Easily converts your manual flushometer to modern water-saving electronics. Includes: Courtesy Flush® button, audio signal when batteries need replacement, comes with Metal cover (M).

0325105	EBV-89A-M	Side Mount Operator for Water Closets and Urinals – Metal Cover	434.30	179.00	2.80	671254243934
---------	-----------	---	--------	--------	------	--------------



SOLIS 8152 SWB



EBV-200-A



EBV-550-A



SOLIS DF 8111

\*\*Contact Your Local Sloan Representative

Pricing subject to change without notice. For most current pricing, refer to online price sheets at [www.sloan.com](http://www.sloan.com)

Code Number	Product Number	Description	List Price	MAPP Price	Est. Wt. (lbs.)	UPC Code
<b>SOLIS® Water Closet flushometers</b>						
Exposed, solar-powered sensor-activated SOLIS® flushometer with angle stop, vacuum breaker flush connection, sweat solder kit with cover tube and cast set screw wall flange – supplied less handle opening and with metal cover. Includes infrared sensor with multiple-focused, lobular sensing fields for high- and low-target detection, (4) “AA” battery backup power source – for exposed flushometer with 1-1/2” top spud bowls.						
3370003	SOLIS 8110	3.5 gpf (13.2 Lpf)	900.15	585.10	8.64	671254357853
3370001	SOLIS 8111-1.6	1.6 gpf (6.0 Lpf)	900.15	585.10	8.90	671254349728
33700001	SOLIS 8111-1.6 BT	1.6 gpf (6.0 Lpf)	945.35	614.48	8.90	671254498358
3370002	SOLIS 8111- 1.28	1.28 gpf (4.8 Lpf)	900.15	585.10	8.90	671254349414
33700002	SOLIS 8111-1.28 BT	1.28 gpf (4.8 Lpf)	945.35	614.48	8.90	671254349414
3370085	SOLIS 8111-1.1	1.1 gpf (4.2 Lpf)	900.15	585.10	8.90	671254425446
33700003	SOLIS 8111-1.1 BT	1.1 gpf (4.2 Lpf)	945.35	614.48	8.90	671254498433
3370023	SOLIS 8113- 1.28	1.28 gpf (4.8 Lpf)	908.90	590.79	8.64	671254386891
3370045	SOLIS 8113- 1.6	1.6 gpf (6.0 Lpf)	908.90	590.79	8.90	671254387553
3370024	SOLIS 8115-1.28	1.28 gpf (4.8 Lpf)	919.45	597.64	8.64	671254389984
3370046	SOLIS 8116-1.28	1.28 gpf (4.8 Lpf)	970.35	630.73	8.64	671254403895
3370078	SOLIS 8116-1.6	1.6 gpf (6.0 Lpf)	970.35	630.73	8.64	671254437159
3370000	SOLIS DF 8111-1.6/1.1	1.6/1.1 gpf (6.0/4.2 Lpf)	900.15	585.10	8.90	671254349735
33700004	SOLIS DF 8111-1.6/1.1 BT	1.6/1.1 gpf (6.0/4.2 Lpf)	945.35	614.48	8.90	671254498471
3370009	SOLIS DF 8113-1.6/1.1	1.6/1.1 gpf (6.0/4.2 Lpf)	908.90	590.79	8.84	671254354548
3370013	SOLIS DF 8115-1.6/1.1	1.6/1.1 gpf (6.0/4.2 Lpf)	919.45	597.64	8.84	671254375208

**SOLIS® Urinal flushometers**

Exposed, solar-powered, sensor-activated SOLIS® flushometer with angle stop, vacuum breaker flush connection, sweat solder kit with cover tube and cast set screw wall flange – supplied less handle opening and with metal cover. Includes infrared sensor with multiple-focused, lobular sensing fields for high and low target detection, (4) “AA” battery backup power source – for exposed flushometer with 3/4” top spud urinals. SOLIS 8186-0.25 and SOLIS 8186-0.125 are supplied with pressure compensating cartridge in lieu of flex-tube diaphragm.

3370007	SOLIS 8186	1.5 gpf (5.7 Lpf)	900.15	585.10	8.90	671254357426
3370004	SOLIS 8186-0.5	0.5 gpf (1.9 Lpf)	900.15	585.10	8.90	671254350397
33700007	SOLIS 8186-0.5 BT	0.5 gpf (1.9 Lpf)	945.35	614.48	8.90	671254498594
3370005	SOLIS 8186-0.25	0.25 gpf (1.0 Lpf)	900.15	585.10	8.90	671254350311
33700006	SOLIS 8186-0.25 BT	0.25 gpf (1.0 Lpf)	945.35	614.48	8.90	671254498556
3370010	SOLIS 8186-0.125	0.125 gpf (0.5 Lpf)	900.15	585.10	8.90	671254370340
33700005	SOLIS 8186-0.125 BT	0.125 gpf (0.5 Lpf)	945.35	614.48	8.90	671254498518
3370006	SOLIS 8186-1	1.0 gpf (3.8 Lpf)	900.15	585.10	8.31	671254349742
33700008	SOLIS 8186-1 BT	1.0 gpf (3.8 Lpf)	945.35	614.48	8.31	671254498631

**SOLIS 8186****SLOAN ECOS 8111**

\*\*Contact Your Local Sloan Representative

Pricing subject to change without notice. For most current pricing, refer to online price sheets at [www.sloan.com](http://www.sloan.com)



Code Number	Product Number	Description	List Price	MAPP Price	Est. Wt. (lbs.)	UPC Code
-------------	----------------	-------------	------------	------------	-----------------	----------

**Concealed SOLIS® Water Closet flushometer with Small Wall Box**

Solar-powered, sensor-activated SOLIS® flushometer with angle stop, vacuum breaker flush connection. Includes infrared sensor with multiple-focused, lobular sensing fields for high and low target detection, (4) "AA" battery backup power source, true mechanical override, 13" x 13" stainless steel access plate with vandal resistant screws – for concealed flushometer with small wall box for 1-1/2" concealed back spud urinals.

3370060	SOLIS 8152-1.28-SWB	2-3/4" – 10-3/4" LDIM 1.28 gpf (4.8 Lpf)	1,584.85	1,030.15	19.55	671254397118
3370061	SOLIS 8152-1.6-SWB	2-3/4" – 10-3/4" LDIM 1.6 gpf (6.0 Lpf)	1,584.85	1,030.15	19.55	671254395985

**Concealed SOLIS® Urinal flushometer with Small Wall Box**

Solar-powered, sensor-activated SOLIS® flushometer with angle stop, vacuum breaker flush connection. Includes infrared sensor with multiple-focused, lobular sensing fields for high and low target detection, (4) "AA" battery backup power source, true mechanical override, 13" x 13" stainless steel access plate with vandal resistant screws – for concealed flushometer with small wall box for 3/4" concealed back spud urinals.

3370062	SOLIS 8195-0.5-SWB OR	2-3/4" – 10-3/4" LDIM 0.5 gpf (1.9 Lpf)	1,584.85	1,030.15	19.55	671254397002
3370063	SOLIS 8195-1.0-SWB OR	2-3/4" – 10-3/4" LDIM 1.0 gpf (3.8 Lpf)	1,584.85	1,030.15	19.55	671254397491

**Sloan ECOS® Battery-Powered Water Closet flushometers**

Exposed, battery-powered, sensor-activated Sloan ECOS® control module with Smart Sense Technology™ and flex-tube diaphragm flushometer with angle stop, vacuum breaker flush connection, sweat solder kit with cover tube and cast set screw wall flange – supplied less handle opening and with metal cover – for 1-1/2" top spud water closets.

3370400	ECOS 8111-1.6/1.1	1.6/1.1 gpf (6.0/4.2 Lpf)	875.55	569.11	8.70	671254341661
33704018	ECOS 8111-1.6/1.1 BT	1.6/1.1 gpf (6.0/4.2 Lpf)	918.55	597.06	8.32	671254544550
3370448	ECOS 8111-1.28	1.28 gpf (4.8 Lpf)	822.10	534.37	8.70	671254400153
33704033	ECOS 8111-1.28	1.28 gpf (4.8 Lpf)	864.95	562.22	8.70	671254545458
33704001	ECOS 8111 1.28/1.1	1.28/1.1 gpf (4.8/4.2 Lpf)	875.55	569.11	8.70	671254506091
33704024	ECOS 8111 1.28/1.1 BT	1.28/1.1 gpf (4.8/4.2 Lpf)	918.55	597.06	8.32	671254544802
3370460	ECOS 8111-1.1	1.1 gpf (4.2 Lpf)	822.10	534.37	8.70	671254424364
33704038	ECOS 8111-1.1 BT	1.1 gpf (4.2 Lpf)	864.95	562.22	8.70	671254545700
3370403	ECOS 8113-1.6/1.1	1.6/1.1 gpf (6.0/4.2 Lpf)	882.85	573.85	8.90	671254343580
3370402	ECOS 8115-1.6/1.1	1.6/1.1 gpf (6.0/4.2 Lpf)	919.45	597.64	9.10	671254342811
3370410	ECOS 8116-1.6/1.1	1.6/1.1 gpf (6.0/4.2 Lpf)	937.55	609.41	9.18	671254372757

**Sloan ECOS® Battery-Powered Sensor-Activated Urinal flushometers**

Exposed, battery-powered, sensor-activated Sloan ECOS® control module with Smart Sense Technology™ deferred flush protocol and flex-tube diaphragm flushometer with angle stop, vacuum breaker flush connection, sweat solder kit with cover tube and cast set screw wall flange – supplied less handle opening and with metal cover – for 3/4" top spud Bowls. ECOS 8186-0.125 and 8186-0.25 are supplied with pressure compensating cartridge in lieu of flex-tube diaphragm.

3370425	ECOS 8186-0.125 Less OR	0.125 gpf (0.5 Lpf)	822.10	534.37	8.62	671254388505
3370431	ECOS 8186-0.5 Less OR	0.5 gpf (1.9 Lpf)	822.10	534.37	8.62	671254373174
3250325	ECOS 8186-0.125 With OR	0.125 gpf (0.5 Lpf)	822.10	534.37	8.62	671254370616
33704007	ECOS 8186-0.125 BT W/ OR	0.125 gpf (0.5 Lpf)	864.95	562.22	8.63	671254546851
3250290	ECOS 8186-0.25 With OR	0.25 gpf (1.0 Lpf)	822.10	534.37	8.64	671254343054
33704013	ECOS 8186-0.25 BT With OR	0.25 gpf (1.0 Lpf)	864.95	562.22	8.65	671254546608
3370430	ECOS 8186-0.5 With OR	0.5 gpf (1.9 Lpf)	822.10	534.37	8.66	671254373167
33704002	ECOS 8186-0.5 BT With OR	0.5 gpf (1.9 Lpf)	864.95	562.22	8.67	671254546356
3370435	ECOS 8186-1.0 With OR	1.0 gpf (3.8 Lpf)	822.10	534.37	8.62	671254378223



ECOS 8186



G2 8111



G2 8180



G2 8186

\*\*Contact Your Local Sloan Representative

Pricing subject to change without notice. For most current pricing, refer to online price sheets at [www.sloan.com](http://www.sloan.com)

Code Number	Product Number	Description	List Price	MAPP Price	Est. Wt. (lbs.)	UPC Code
-------------	----------------	-------------	------------	------------	-----------------	----------

**G2 Optima Plus® Battery-Powered Sensor-Activated Water Closet flushometers**

Battery-powered, sensor-activated control module and flex-tube diaphragm flushometer with angle stop, vacuum breaker flush connection, sweat solder kit with cover tube and cast set screw wall flange – for exposed flushometer for 1-1/2” top spud bowls.

3250404	G2 8110	Optima Plus® 3.5 gpf (13.2 Lpf)	863.05	560.98	8.40	671254266810
3250289	G2 8111-1.28	Optima Plus® 1.28 gpf (4.8 Lpf)	863.05	560.98	8.90	671254342460
32503024	G2 8111-1.28 BT	Optima Plus® 1.28 gpf (4.8 Lpf)	906.00	588.90	8.91	671254549692
3250400	G2 8111	Optima Plus® 1.6 gpf (6.0 Lpf)	863.05	560.98	8.92	671254266094
32503020	G2 8111 BT	Optima Plus® 1.6 gpf (6.0 Lpf)	906.00	588.90	8.93	671254549449
3250422	G2 8113	Optima Plus® 3.5 gpf (13.2 Lpf)	870.60	565.89	9.30	671254266834
3250421	G2 8113-1.6	Optima Plus® 1.6 gpf (6.0 Lpf)	870.60	565.89	9.30	671254266841
3250340	G2 8113-1.28	Optima Plus® 1.28 gpf (4.8 Lpf)	870.60	565.89	9.03	671254383616
3250441	G2 8114-1.6	Optima Plus® 1.6 gpf (6.0 Lpf)	1,066.75	693.39	8.40	671254270763
3250415	G2 8115	Optima Plus® 3.5 gpf (13.2 Lpf)	881.60	573.04	9.07	671254266568
3250423	G2 8115-1.6	Optima Plus® 1.6 gpf (6.0 Lpf)	881.60	573.04	10.10	671254266858
3250295	G2 8115-1.28	Optima Plus® 1.28 gpf (4.8 Lpf)	881.60	573.04	10.10	671254352544
3250345	G2 8116-1.28	Optima Plus® 1.28 gpf (4.8 Lpf)	886.15	576.00	9.34	671254384217
3250407	G2 8116-1.6	Optima Plus® 1.6 gpf (6.0 Lpf)	886.15	576.00	10.10	671254266872
3250413	G2 8116	Optima Plus® 3.5 gpf (13.2 Lpf)	886.15	576.00	10.10	671254266865

**G2 Optima Plus® Battery-Powered Sensor-Activated Urinal flushometers**

Battery-powered, sensor-activated control module and flex-tube diaphragm flushometer with angle stop, vacuum breaker flush connection, sweat solder kit with cover tube and cast set screw wall flange – for exposed flushometer for 1-1/4” top urinals.

3250406	G2 8180-1	Optima Plus® 1.0 gpf (3.8 Lpf)	863.05	560.98	8.20	671254266902
3250408	G2 8180	Optima Plus® 3.5 gpf (13.2 Lpf)	863.05	560.98	8.20	671254266889
3250409	G2 8180-1.5	Optima Plus® 1.5 gpf (5.7 Lpf)	863.05	560.98	8.20	671254266896
3250401	G2 8186-1	Optima Plus® 1.0 gpf (3.8 Lpf)	863.05	560.98	8.80	671254266100
32503006	G2 8186-1 BT	Optima Plus® 1.0 gpf (3.8 Lpf)	906.00	588.90	8.81	671254548145
3250403	G2 8186	Optima Plus® 1.5 gpf (5.7 Lpf)	863.05	560.98	8.82	671254266827
3250424	G2 8186-0.5	Optima Plus® 0.5 gpf (1.9 Lpf)	863.05	560.98	8.83	671254266919
32503012	G2 8186-0.5 BT	Optima Plus® 0.5 gpf (1.9 Lpf)	906.00	588.90	8.84	671254548398

**Royal® Optima SFSM for Reclaimed Water**

Sensor-activated flushometer with True Mechanical Override designed for reclaimed water.

3010081	Royal 111-1.28 RW SFSM	1.28 gpf/4.8 Lpf for reclaimed water	714.60	464.49	6.83	671254428423
34500002	Royal 111-1.28 RW SFSM HW	1.28 gpf/4.8 Lpf for reclaimed water (hardwired)	724.60	470.99	6.83	671254570849
3012673	Royal 186-0.5 RW SFSM	0.5 gpf/1.9 Lpf For Urinals for reclaimed water	658.00	427.70	6.83	671254428430
3012674	Royal 186-0.25 RW SFSM	0.25 gpf/1.0 Lpf For Urinals for reclaimed water	658.00	427.70	6.83	671254428447
3012675	Royal 186-0.125 RW SFSM	0.125 gpf/0.5 Lpf For Urinals for reclaimed water	658.00	427.70	6.83	671254428454
34526001	Royal 186-0.125 RW SFSM HW	0.125 gpf/0.5 Lpf For Urinals for reclaimed water (hardwired)	714.60	464.49	6.83	671254570894

**Royal® Optima Plus® DFSM/SFSM Water Closet flushometers**

Battery-powered, sensor-activated flushometers with True Mechanical Override. Dual-flush model provides up to 31% water savings per flush.

3910275	Royal 111-1.6 SFSM	1.6 gpf/6.0 Lpf	631.60	410.54	6.83	671254412637
3910276	Royal 111-1.28 SFSM	1.28 gpf/4.8 Lpf	631.60	410.54	6.83	671254412644
30102003	Royal 113-1.28 SFSM	1.28 gpf/4.8 Lpf	644.95	419.22	6.83	671254621381
30104001	Royal 116-1.28 SFSM	1.28 gpf/4.8 Lpf	664.05	431.63	6.83	671254621398
3910285	Royal 111-1.6/1.1 DFSM	1.6/1.1 gpf- 6.0/4.2 Lpf	688.20	447.33	6.83	671254412613



ROYAL 111 SMOOTH



ROYAL 180 SMOOTH



G2 RESS-U

\*\*Contact Your Local Sloan Representative

Pricing subject to change without notice. For most current pricing, refer to online price sheets at [www.sloan.com](http://www.sloan.com)

Code Number	Product Number	Description	List Price	MAPP Price	Est. Wt. (lbs.)	UPC Code
<b>Royal® Optima Plus® SFSM Urinal flushometers</b>						
Battery-powered, sensor-activated flushometers with True Mechanical Override.						
3912745	Royal 186-1.0 SFSM	1.0 gpf/3.8 Lpf For Urinals	631.60	410.54	6.83	671254412712
3912746	Royal 186-0.5 SFSM	0.5 gpf/1.9 Lpf For Urinals	631.60	410.54	6.83	671254412729
3912747	Royal 186-0.25 SFSM	0.25 gpf/1.0 Lpf For Urinals	631.60	410.54	6.83	671254412736
3912748	Royal 186-0.125 SFSM	0.125 gpf/0.5 Lpf For Urinals	631.60	410.54	6.83	671254412743
<b>Royal® DFSM/SFSM Hardwired Water Closet flushometers</b>						
Hardwired, sensor-activated flushometers with True Mechanical Override.						
3910286	ROYAL 111-1.6/1.1 DFSM HW	1.6/1.1 DF Hardwired	688.20	447.33	6.83	671254417847
3910287	ROYAL 111-1.6 SFSM HW	1.6 gpf Hardwired	688.20	447.33	6.83	671254417830
3910288	ROYAL 111-1.28 SFSM HW	1.28 gpf Hardwired	688.20	447.33	6.83	671254417977
<b>Royal® SFSM Hardwired Urinal flushometers</b>						
Hardwired, sensor-activated flushometers with True Mechanical Override.						
3912750	ROYAL 186-1 SFSM HW	1.0 gpf Hardwired	688.20	447.33	6.83	671254417854
3912751	ROYAL 186-0.5 SFSM HW	0.5 gpf Hardwired	688.20	447.33	6.83	671254417861
3912752	ROYAL 186-0.25 SFSM HW	0.25 gpf Hardwired	688.20	447.33	6.83	671254417878
3912753	ROYAL 186-0.125 SFSM HW	0.125 gpf Hardwired	688.20	447.33	6.83	671254417885
<b>Royal® SMOOTH® Water Closet flushometers</b>						
Exposed, battery-powered, diaphragm-type, sensor-activated, water closet flushometers for floor mounted or wall hung top spud bowls, True Mechanical Override, four "C" batteries, flush accuracy controlled by CID technology.						
3910072	ROYAL 111-1.28 SMOOTH	1.28 gpf (4.8 Lpf)	702.70	456.76	12.50	671254348257
3910135	ROYAL 111 SMOOTH	1.6 gpf (6.0 Lpf)	702.70	456.76	12.50	671254322417
3010125	ROYAL 110 SMOOTH	3.5 gpf (13.2 Lpf)	702.70	456.76	12.50	671254322424
3010360	ROYAL 115 SMOOTH	3.5 gpf (13.2 Lpf)	721.55	469.01	13.80	671254322462
3910350	ROYAL 115-1.6 SMOOTH	1.6 gpf (6.0 Lpf)	721.55	469.01	13.80	671254322455
3910440	ROYAL 116-1.6 SMOOTH	1.6 gpf (6.0 Lpf)	726.40	472.16	11.52	671254338456
3910281	ROYAL 111 SMOOTH HW	1.6 gpf (6.0 Lpf)	769.60	500.24	10.77	671254375802
3910059	ROYAL 111-1.28 SMOOTH HW	1.28 gpf (4.8 Lpf)	769.60	500.24	9.84	671254350496
<b>Royal® SMOOTH® Urinal flushometers</b>						
Exposed, battery-powered, diaphragm-type, sensor-activated, urinal flushometers for wall hung top spud urinals, True Mechanical Override, four "C" batteries, flush accuracy controlled by CID technology.						
3912475	ROYAL 180-1 SMOOTH	1.0 gpf (3.8 Lpf)	702.70	456.76	12.50	671254322486
3012460	ROYAL 180 SMOOTH	3.5 gpf (13.2 Lpf)	702.70	456.76	12.50	671254322479
3012660	ROYAL 186 SMOOTH	1.5 gpf (5.7 Lpf)	702.70	456.76	12.50	671254322431
3912650	ROYAL 186-0.5 SMOOTH	0.5 gpf (1.9 Lpf)	702.70	456.76	12.50	671254333413
3912670	ROYAL 186-1 SMOOTH	1.0 gpf (3.8 Lpf)	702.70	456.76	12.50	671254322448
3912695	ROYAL 186-0.25 SMOOTH	0.25 gpf (1.0 Lpf)	702.70	456.76	12.50	671254348851
3912698	ROYAL 186-0.125 SMOOTH	0.125 gpf (0.5 Lpf)	702.70	456.76	12.50	671254348844
3912717	ROYAL 186-1 SMOOTH HW	1.0 gpf (3.8 Lpf)	769.60	500.24	6.86	671254377080
3912716	ROYAL 186-0.5 SMOOTH HW	0.5 gpf (1.9 Lpf)	769.60	500.24	6.86	671254377332
3912712	ROYAL 186-0.25 SMOOTH HW	0.25 gpf (1.0 Lpf)	769.60	500.24	10.47	671254350519
3912700	ROYAL 186-0.125 SMOOTH HW	0.125 gpf (0.5 Lpf)	769.60	500.24	10.47	671254350502

\*\*Contact Your Local Sloan Representative

Pricing subject to change without notice. For most current pricing, refer to online price sheets at [www.sloan.com](http://www.sloan.com)

Code Number	Product Number	Description	List Price \$	Est. Wt. (lbs.)	UPC Code
-------------	----------------	-------------	---------------	-----------------	----------

**Sloan CX Sensor Flushometers**

Sloan's new line of sensor flushometers for concealed applications features the smallest front access wall plate in the industry. Battery operated with hardwired option available.

3400300	CX 8158-1.6	Sloan CX 1.6 gpf flushometer	1,354.15	880.20	5.00	671254476387
3400301	CX 8158-1.28	Sloan CX 1.28 gpf flushometer	1,354.15	880.20	5.00	671254476394
34003001	CX 8158-1.1	Sloan CX 1.1 gpf flushometer	1,354.15	880.20	5.00	671254555747
3400333	CX8154-1.28 CP FM	Sloan CX 1.28 gpf flushometer	1,396.40	907.66	5.00	671254489929
3400302	CX 8198-0.5	Sloan CX 0.5 gpf flushometer	1,354.15	880.20	5.00	671254476400
3400303	CX 8198-0.25	Sloan CX 0.25 gpf flushometer	1,354.15	880.20	5.00	671254476417
3400320	CX 8198-0.125	Sloan CX 0.25 gpf flushometer	1,354.15	880.20	5.00	671254491298

**G2 RESS Retrofit Kits for Royal® or Regal®**

Battery-powered, sensor-activated control module and flex-tube diaphragm inside parts kit, 4 "AA" alkaline batteries. Installation strap wrench and screwdriver included. Kits must be ordered to meet flush volume requirements of existing or new water closets and urinals.

3325400	G2 RESS-C	G2 Optima Plus® Retrofit Kits for 3.5 gpf or 1.6 gpf Water Closets – Royal® or Regal®	663.65	431.37	3.50	671254267060
3325401	G2 RESS-C-2.4	G2 Optima Plus® Retrofit Kits for Water Closets – Royal® or Regal®	663.65	431.37	3.50	671254267077
33250083	G2 RESS-C-1.6 BT	G2 Optima Plus® Retrofit Kits for Water Closets – Royal® or Regal®	706.95	459.52	3.51	671254548640
3325435	G2 RESS-C-1.28	G2 Optima Plus® Retrofit Kits for Water Closets – Royal® or Regal®	663.65	431.37	3.52	671254342453
33250087	G2 RESS-C-1.28 BT	G2 Optima Plus® Retrofit Kits for Water Closets – Royal® or Regal®	706.95	459.52	3.53	671254549241
3325402	G2 RESS-U	G2 Optima Plus® Retrofit Kits for 1.5 gpf or 1.0 gpf Urinals – Royal® or Regal®	663.65	431.37	3.54	671254267084
33250071	G2 RESS-U-1 BT	G2 Optima Plus® Retrofit Kits for 1.0 gpf Urinals – Royal® or Regal®	706.95	459.52	3.55	671254548848
3325403	G2 RESS-U-0.5	G2 Optima Plus® Retrofit Kits for Urinals – Royal® or Regal®	663.65	431.37	3.56	671254267091
33250076	G2 RESS-U-0.5 BT	G2 Optima Plus® Retrofit Kits for Urinals – Royal® or Regal®	706.95	459.52	3.57	671254549043
3325436	G2 RESS-U-0.25	G2 Optima Plus® Retrofit Kits for Urinals – Royal® or Regal®	663.65	431.37	3.58	671254342477

**G2 RESS Retrofit Kits for use on †Zurn® Flush Valves**

Battery-powered, sensor-activated control module and flex-tube diaphragm inside parts kit, four "AA" alkaline batteries. Installation strap wrench and screwdriver included. Kits must be ordered to meet flush volume requirements of existing or new water closets and urinals.

3325404	G2 RESS-XD-C	G2 Optima Plus® Retrofit Kits with Adjustable Ground Joint ADJ/GJ 5 C TO C for 3.5 gpf or 1.6 gpf Water Closets	775.85	504.30	6.00	671254268647
3325405	G2 RESS-XD-U	G2 Optima Plus® Retrofit Kits with Adjustable Ground Joint ADJ/GJ 5 C TO C for 1.5 gpf or 1.0 gpf Urinals	775.85	504.30	6.00	671254268654
3325407	G2 RESS-XD-U-0.5 ADJ/GJ	G2 Optima Plus® Retrofit Kits with Adjustable Ground Joint for Urinals	775.85	504.30	6.00	671254268791
3325409	G2 RESS-XD-C-4.5	G2 Optima Plus® Retrofit Kits with Adjustable Ground Joint for Urinals ADJ/GJ 5 C/C	775.85	504.30	6.00	671254269682
3325410	G2 RESS-Z-C	G2 Optima Plus® Retrofit Kits for use on †Zurn® 3.5 gpf or 1.6 gpf Water Closet Valves	663.65	431.37	2.50	671254267107
3325412	G2 RESS-Z-U	G2 Optima Plus® Retrofit Kits for use on †Zurn® 1.5 gpf or 1.0 gpf Urinal Valves	663.65	431.37	2.50	671254267220
3325413	G2 RESS-Z-U-0.5	G2 Optima Plus® Retrofit Kits for use on †Zurn® Urinal Valves	663.65	431.37	2.50	671254267237



SOLIS RESS



SOLIS DF RESS



EBV-1005-A



EBV-1007-A

\*\*Contact Your Local Sloan Representative

†The brands and/or products names referenced herein may be subject to trademark rights of their respective owners. Use of the brands and names is for identification purposes only and does not imply affiliation with or endorsement by Sloan.

Pricing subject to change without notice. For most current pricing, refer to online price sheets at [www.sloan.com](http://www.sloan.com)

Code Number	Product Number	Description	List Price \$	Est. Wt. (lbs.)	UPC Code
-------------	----------------	-------------	---------------	-----------------	----------

**SOLIS® RESS Retrofit Kits – Convert to Solar-Powered Retrofit Kits**

Solar-powered, sensor-activated SOLIS® control module and inside parts kit, 4 “AA” Alkaline batteries. Installation strap wrench and screwdriver included. Kits must be ordered to meet the flush volume requirements of existing or new water closets and urinals. Includes Courtesy Flush® override button.

3375300	SOLIS DF RESS-C-1.6/1.1	Dual-Flush for Water Closet flushometers	692.05	449.83	3.50	671254351424
33753004	SOLIS DF RESS-C-1.6/1.1 BT	Dual-Flush for Water Closet flushometers	737.00	479.05	3.50	671254498754
3375301	SOLIS RESS-C	Single Flush for 3.5 gpf or 1.6 gpf Water Closet flushometers	692.05	449.83	3.50	671254351714
33753002	SOLIS RESS-C-1.6 BT	Single Flush for 1.6 gpf Water Closet flushometers	737.00	479.05	3.50	671254498679
3375302	SOLIS RESS-C-1.28	Single Flush for 1.28 gpf Water Closet flushometers	692.05	449.83	3.50	671254351677
33753003	SOLIS RESS-C-1.28 BT	Single Flush for 1.28 gpf Water Closet flushometers	737.00	479.05	3.50	671254498716
33753019	SOLIS RESS-C-1.1	Single Flush for 1.1 gpf Water Closet flushometers	692.05	449.83	3.42	671254592629
3375304	SOLIS RESS-U-0.5	Single Flush for 0.5 gpf Urinal flushometers	692.05	449.83	3.50	671254351684
33753008	SOLIS RESS-U-0.5 BT	Single Flush for 0.5 gpf Urinal flushometers	737.00	479.05	3.50	671254498914
3375305	SOLIS RESS-U-0.25	Single Flush for 0.25 gpf Urinal flushometers	692.05	449.83	3.50	671254351608
33753007	SOLIS RESS-U-0.25 BT	Single Flush for 0.25 gpf Urinal flushometers	737.00	479.05	3.50	671254498877
3375306	SOLIS RESS-U	Single Flush for 1.5 gpf or 1.0 gpf Urinal flushometers	692.05	449.83	3.50	671254349711
33753005	SOLIS RESS-U-1.0 BT	Single Flush for 1.0 gpf Urinal flushometers	737.00	479.05	3.50	671254498792
3375349	SOLIS RESS-U-0.125	Single Flush for 0.125 gpf Urinal flushometers	692.05	449.83	3.50	671254405103
33753006	SOLIS RESS-U-0.125 BT	Single Flush for 0.125 gpf Urinal flushometers	737.00	479.05	3.50	671254498839

**SOLIS® †Zurn® Retrofit Kits**

Battery-powered, sensor-activated control module and flex-tube diaphragm inside parts kit, 4 “AA” Alkaline batteries. Installation strap wrench and screwdriver included. Kits must be ordered to meet flush volume requirements of existing or new water closets and urinals.

3375320	SOLIS RESS-Z-C	Single Flush for †Zurn® 3.5 gpf or 1.6 gpf Water Closet flushometers	692.05	449.83	3.50	671254353343
3375325	SOLIS DF RESS-Z-C-1.6/1.1	Dual-Flush for †Zurn® Water Closet flushometers	692.05	449.83	3.50	671254353688
3375346	SOLIS RESS-Z-C-1.28	Single Flush for †Zurn® Water Closet flushometers	692.05	449.83	3.50	671254387898
3375347	SOLIS RESS-Z-U-0.25	Single Flush for †Zurn® Urinal flushometers	692.05	449.83	3.50	671254387904
3375348	SOLIS RESS-Z-U-0.5	Single Flush for †Zurn® Urinal flushometers	692.05	449.83	3.50	671254387911

**SOLIS® Upgrade Kits Convert Sloan G2 flushometers to SOLIS®**

Solar-powered, sensor-activated SOLIS® control module to upgrade existing G2 or Sloan ECOS® flushometers. Includes control module and solar panel assembly with Override button(s). Does not include internal kit.

3375350	EBV-1007-A	Conversion Kit for Single Flush Water Closet G2 TO SOLIS®	468.75	304.69	1.80	671254368064
3375351	EBV-1005-A	Dual-Flush Conversion Kit for Water Closet flushometers – G2 to SOLIS® for use with 1.6 gpf only	468.75	304.69	1.80	671254354357
3375352	EBV-1006-A	Conversion Kit for Single Flush Urinal G2 TO SOLIS®	468.75	304.69	1.80	671254368057

\*\*Contact Your Local Sloan Representative

†The brands and/or products names referenced herein may be subject to trademark rights of their respective owners. Use of the brands and names is for identification purposes only and does not imply affiliation with or endorsement by Sloan.

Pricing subject to change without notice. For most current pricing, refer to online price sheets at [www.sloan.com](http://www.sloan.com)

Code Number	Product Number	Description	List Price \$	Est. Wt. (lbs.)	UPC Code
<b>Sloan ECOS® RESS Retrofit Kits</b>					
Electronic, sensor-activated Sloan ECOS® retrofit contains control module and inside parts kit, 4 "AA" Alkaline batteries. Installation strap wrench and screwdriver included. The closet is an electronic dual-flush and urinal utilizes Smart Sense Technology™ deferred flush protocol. Kits must be ordered to meet the flush volume requirements of existing or new water closets and urinals. ECOS™ RESS-U-0.25 and RESS-U-0.125 supplied with pressure compensating cartridge in lieu of flex tube diaphragm.					
3375400	ECOS RESS-C-1.6/1.1	Dual-Flush Retrofit Kit for Water Closet flushometers	681.40	442.91	3.50 671254341678
33754019	ECOS RESS-C-1.6/1.1 BT	Dual-Flush Retrofit Kit for Water Closet flushometers	724.15	470.70	3.51 671254545052
33754001	ECOS RESS-C-1.28/1.1	Dual-Flush Retrofit Kit for Water Closet flushometers	681.40	442.91	3.52 671254498839
33754025	ECOS RESS-C-1.28/1.1 BT	Dual-Flush Retrofit Kit for Water Closet flushometers	724.15	470.70	3.53 671254545250
3375425	ECOS RESS-C-1.28	Single-Flush Retrofit Kit for Water Closet flushometers	632.10	410.87	3.54 671254422933
33754032	ECOS RESS-C-1.28 BT	Single-Flush Retrofit Kit for Water Closet flushometers	674.80	438.62	3.55 671254545953
33754036	ECOS RESS-C-1.1 BT	Single-Flush Retrofit Kit for Water Closet flushometers	674.80	438.62	3.56 671254546158
3375421	ECOS RESS-U-0.125 With OR	ECOS Retrofit Kits for Urinals – Royal® or Regal®	632.10	410.87	3.57 671254387003
33754008	ECOS RESS-U-0.125 BT W/ OR	ECOS Retrofit Kits for Urinals – Royal® or Regal®	674.80	438.62	3.57 671254547506
3375424	ECOS RESS-U-0.5 With OR	ECOS Retrofit Kits for Urinals – Royal® or Regal®	632.10	410.87	3.52 671254413788
33754003	ECOS RESS-U-0.5 BT W/ OR	ECOS Retrofit Kits for Urinals – Royal® or Regal®	674.80	438.62	3.54 671254547100
3375421	ECOS RESS-U-0.25 With OR	ECOS Retrofit Kits for Urinals – Royal® or Regal®	632.10	410.87	3.57 671254387003
33754014	ECOS RESS-U-0.25 BT W/ OR	ECOS Retrofit Kits for Urinals – Royal® or Regal®	674.80	438.62	3.57 671254547308
<b>Sloan ECOS® Upgrade Kits-Convert Sloan G2 flushometers to ECOS</b>					
Battery-powered, sensor-activated Sloan ECOS® electronic dual-flush control module and button assembly.					
3375450	EBV-1004-A	Dual-Flush Conversion Kit for Water Closet flushometers – G2 to ECOS® for use with 1.6 gpf only	325.75	211.74	0.60 671254348066

\*\*Contact Your Local Sloan Representative

†The brands and/or products names referenced herein may be subject to trademark rights of their respective owners. Use of the brands and names is for identification purposes only and does not imply affiliation with or endorsement by Sloan.

Pricing subject to change without notice. For most current pricing, refer to online price sheets at [www.sloan.com](http://www.sloan.com)